



**10th AECVP
Biennial Meeting
Padova
21-23 September
2023**

Program

CONNECT WITH US



<https://aecvp.org/aecvp-meeting-padua-2023/>



AECVP - Association for European
Cardiovascular Pathology



@AECVP1

#AECVP2023

- 3 Welcome address**
- 4 Keynote speakers and M. J. Davies Award**
- 5 Thursday 21**
- 8 Friday 22**
- 12 Saturday 23**
- 13 Posters**
- 20 E-Posters**
- 22 CME (ECM) accreditation**
- 23 Meeting information**
- 24 Acknowledgements**
- 25 Map of Padua**



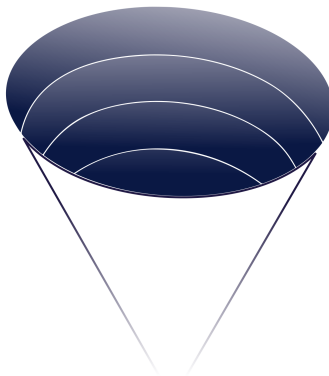
INDEX

Local Organizing Committee

Cristina Basso
Annalisa Angelini
Monica De Gaspari
Marny Fedrigo
Stefania Rizzo
Gaetano Thiene

AECVP Board

Katarzyna Michaud, CH
Jytte Banner, DK
Cristina Basso, IT
Giulia d'Amati, IT
Rosa H. De Gouveia, PT
Ivana Kholóva, FI
Bela Kubat, NL
Heike Göbel, DE
Stephen Preston, UK
Samuel Rotman, CH
Mary Sheppard, UK
Claire Toquet, FR
Allard van der Wal, NL



Local Organizing Secretariat

Chiara Carturan
Alessandra Cervellin
Giulia Vangelista

Email address:
chiara.carturan@unipd.it

Welcome!

Dear Participant,

on behalf of our Association and of the local Organizers, it is a great pleasure to welcome you at the **10th biennial meeting of the AECVP**. We are back in Padua, Italy, nearly 20 years after the first biennial meeting held in Praglia, close to Padua, in 2004.

This event became along the years the leading meeting in Cardiovascular Pathology in Europe, gathering participants all around the world. Besides pathologists and forensic physicians, clinicians and basic scientists in the cardiovascular pathology field are enriching this year program.

The three days of the meeting are organized in **four symposia** (Arrhythmogenic cardiomyopathy, Heart transplantation, Tips and Tricks in the forensic setting, Cardiovascular pathology in anatomic museums and collections).

The **keynote lectures** will be delivered by Professors Domenico Corrado, Filippo Crea and Francesco Maisano. Professor Lina Badimon, a worldwide outstanding researcher in the field of atherosclerosis and thrombosis, will receive the **2023 Michael J. Davies Distinguished Achievement Award**. She will give a lecture entitled "A journey in atherosclerotic plaque: from bench to bedside".

The oral and poster presentations will cover a wide range of topics, including cardiomyopathies, amyloidosis, myocarditis, valvular and vascular diseases, heart failure and sudden death. This event represents the ideal platform to encourage ongoing and future projects and collaborations.

The meeting will be held in the historical **Institute of Pathology** and in the magnificent **Great Hall of Palazzo Bo**, a place full of history where the 800-year Anniversary of the University of Padua has just been celebrated. The Anatomical Theatre of Fabricius, the Cathedra of Galileo and the Hall of the Forty are just some of the jewels you can admire here.

Take a breath and look around!



Katarzyna Michaud
AECVP President



Cristina Basso
Local Organizer



KEYNOTE SPEAKERS

Domenico Corrado (IT)



Filippo Crea (IT)

Francesco Maisano (IT)



2023 MICHAEL J. DAVIES DISTINGUISHED ACHIEVEMENT AWARD



Lina Badimon (ES)

THURSDAY, 21 SEPTEMBER

Great Hall “Galileo Galilei”, Palazzo Bo

12:30 Registration

13:30 Opening ceremony

Daniela Mapelli	Rector, University of Padua
Giuseppe Dal Ben	General Director, University Hospital of Padua
Angelo Paolo Dei Tos	Director, School of Medicine, University of Padua
Federico Rea	Director, Department of Cardiac, Thoracic, Vascular Sciences and Public Health, University of Padua
Katarzyna Michaud	AECVP President
Cristina Basso	Local organizer

SYMPOSIUM

14:00 Arrhythmogenic Cardiomyopathy: One, No One, One Hundred Thousand

Chairs: Jytte Banner (DK), Barbara Bauce (IT), Claire Toquet (FR)

14:00	The genetics of arrhythmogenic cardiomyopathy	Kalliopi Pilichou (IT)
14:15	Pathology spectrum and diagnostic pitfalls	Carla Giordano (IT)
14:30	From genes to molecular pathways	Pilar Molina, Ester Zorio (ES)
14:45	Phospholamban cardiomyopathy	Wouter te Rijdt (NL)
15:00	Discussion	

15:30 Coffee break
Poster Session 1 (poster discussion 1-20)

Chairs: Birgitte S. Astrup (DK), Martina Perazzolo Marra (IT)

THURSDAY, 21 SEPTEMBER

KEYNOTE LECTURE

16:15

Screening to prevent sudden cardiac death in athletes

Domenico Corrado (IT)

Introduced by Cristina Basso (IT)

17:00 Oral communications

Chairs: Alberto Cipriani (IT), Ivana Kholová (FI), Francesco Tona (IT)

17:00 Cardiac sympathetic neuropathology supports the multicellularity of arrhythmogenic cardiomyopathy

I. Perumal Vanaja, A. Scalco, A. Di Bona, C. Olianti, L. Dokshokova, I. Costantini, S. Rizzo, F.S. Pavone, L. Sacconi, S.P. Chelko, C. Basso, M. Mongillo, T. Zaglia (IT)

17:10 Comparable vacuolization in different up-stream triggers of septal hypertrophy

J.M. Federspiel, H.J. Schäfers, J. Dudek, F. Ramsthaler, P. Schmidt, C. Maack, V. Sequeira (DE)

17:20 Genetic in myocarditis/inflammatory-cardiomyopathy: a red flag for cardiomyopathy-like histology

M. Bueno Marinas, M. De Gaspari, A. Baritussio, M. Cason, R. Celeghin, S. Pinci, A. Giordani, E. Carturan, S. Rizzo, G. Tarantini, R. Marcolongo, S. Iliceto, C. Basso, A.L. Caforio, K. Pilichou (IT)

17:30 Truncated titin incorporates into the sarcomere in human cardiac samples of dilated cardiomyopathy

D. Kellermayer, H. Tordai, B. Kiss, G.Y. Török, D. Péter, A.A. Sayour, M. Pólos, I. Hartyánszky, B. Szilveszter, S. Labeit, A. Gángó, G. Bedics, C.S. Bődör, T. Radovits, B. Merkely, M. Kellermayer (HU)

- 17:40 Myocardial pathology in muscular dystrophies and congenital myopathies
P. Hurst, M. Bois, A. Layman, J. Maleszewski (US)
- 17:50 New transcriptomic weapons in the fight against infection in post cardiac transplantation follow-up
I. Barison, D. Perazzolo, A. Giarraputo, M. Fedrigo, Castellani C., E. Rossi, L. Vedovelli, S.A. Minuzzo, C. Tessari, N. Pradegan, F. Tona, G. Toscano, C. Basso, G. Gerosa, S. Mandruzzato, D. Abate, D. Gregori, A. Angelini (IT)
- 18:00 T Lymphocytes in dilated cardiomyopathy - A Japanese registry for subclinical chronic myocarditis
K. Ohta-Ogo, K. Amemiya, Y. Ikeda, M. Matsumoto, K. Hatakeyama, H. Ishibashi-Ueda, M. Hiroe, K. Imanaka-Yoshida (JP)
- 18:10 Toxic myocardial damage is a rare cause of fulminant myocarditis
A. Ascione, C. Chimenti, F. Re, G. d'Amati, C. Giordano (IT)
- 18:20 Closing of the session

FRIDAY, 22 SEPTEMBER

Great Hall “Galileo Galilei”, Palazzo Bo

FRIDAY, 22 SEPTEMBER

08:30 SYMPOSIUM

New insights in heart transplantation

Chairs: Annalisa Angelini (IT), Dylan Miller (US), Samuel Rotman (CH)

- | | | |
|-------|---|-------------------|
| 08:30 | Heart transplantation monitoring:
what the pathologist need to know | Heike Göbel (DE) |
| 08:45 | Tissue biopsy and liquid biopsy:
the new landscape | Gerald Berry (US) |
| 09:00 | Extracellular vesicles: a companion
tool of EMBs in monitoring rejection | Lucio Barile (CH) |
| 09:15 | Shortage of donor hearts: is there
a feasible solution? | Gino Gerosa (IT) |
| 09:30 | Discussion | |

10:00 Coffee break

Poster Session 2 (poster discussion 21-40)

Chairs: Pradeep Vaideeswar (IN), Chieh-Yu Lin (US)

10:30 Oral communications**Chairs: Stephen Cohle (US), Maiken Kudahl Larsen (DK), Jon Lomasney (US)**

- 10:30 Lipids role in the early process of bioprosthetic aortic valve degeneration: a histological analysis**
M. Sallé, P. Aumond, M. Elhannani, B. Le Vely, G. Guimbretière, C. Le May, B. Cariou, D. Smadja, T. Le Tourneau, J. Mérot, J.C. Roussel, R. Capoulade, C. Toquet (FR)
- 10:40 Contemporary histological trends in aortic valvular diseases from 40 years' experience in Japan**
K. Amemiya, H. Ishibashi-Ueda, Y. Ikeda, M. Matsumoto, K. Ohta-Ogo, K. Hatakeyama (JP)
- 10:50 Toxicology screens in sports-related sudden cardiac death: findings and implications**
C.J. Hansen, J. Svane, M.K. Palsøe, J. Isbister, E. Paratz, P. Molina, B. Morentin, B.G. Winkel, A. LeGerche, K. Linnet, J. Banner, J. Lucena, C. Semsarian, J. Tfelt-Hansen (DK)
- 11:00 Multicentric series of coronary artery anomalies causing sudden cardiac death**
A. Monzó, P. Molina, M.P. Suarez-Mier, J. Lucena, S. Moyano, B. Morentin, J. Rueda, E. Zorio (ES)
- 11:10 Morphological assessment of the ascending aorta undergoing surgery for dissection and dilatation**
T. Chen, I. Kholová, T. Paavonen, A. Mennander (FI)
- 11:20 Spot the differences: comparing mechanical valve thrombosis in large animal**
M. Van Hecke, T. Langenaeken, T. Roskams, B. Meuris (BE)
- 11:30 Positive toxicology – a risk factor for sudden cardiac death?**
M.K. Palsøe, J. Tfelt-Hansen, J. Banner (DK)
- 11:40 Epidemiology of sudden cardiac death in the young during COVID19**
M. De Gaspari, U. Fedeli, G. Thiene, S. Rizzo, C. Basso (IT)

12:00 MICHAEL J. DAVIES DISTINGUISHED ACHIEVEMENT AWARD LECTURE
 A journey in atherosclerotic plaque: from bench to bedside
 Lina Badimon (ES)
 Introduced by Katarzyna Michaud (CH)

12:45 Lunch break

13:45 SYMPOSIUM
 Cardiovascular pathology: tips and tricks in the forensic settings
 Chairs: Giancarlo Di Vella (IT), Christina Jacobsen (DK), Bela Kubat (NL)

13:45 Myocarditis as a cause of death Sarah Parsons (AU)

14:00 New techniques for the detection of myocardial ischemia Sara Sabatasso (CH)

14:15 Toxicology Joaquin Lucena (ES)

14:30 Post-mortem imaging Silke Grabherr (CH)

14:45 Discussion

15:15 KEYNOTE LECTURE
 Coronary microvascular dysfunction in cardiovascular diseases
 Filippo Crea (IT)
 Introduced by Allard van der Wal (NL)

16:00 Coffee break
 Poster Session 3 (poster discussion 41-59)
 Chairs: Marc Halushka (US), Jeremias Wohlschlagler (DE)

16:30 'What is it?' session

Chairs: Patrick J. Gallagher (UK), Stephen Preston (UK)

16:30 Giddiness and altered sensorium in a 16-year-old girl

P. Vaideeswar (IN)

16:40 Sudden death in a 30-year-old man with a history of alcohol abuse

P.J. Gallagher (UK)

16:50 A 30-year-old woman with short stature, migraine and sensorineural hearing loss

A. Monzó, N. Mancheño, N. Muelas, I. Azorín, C. Fernandez, C. Soto, M. Sepúlveda, P. Molina, E. Zorio (ES)

17:00 Multiple organ calcifications at autopsy... what is it?

S.R. Jakobsen, M.K. Larsen, T.S. Nielsen (DK)

17:10 Sudden onset of dyspnea in a 57-year-old woman with a cardiac mass

G. Bianchi, A. De Luca, A. Pucci, M. Solinas (IT)

17:20 A 73-year-old man with dyspnea, cough and mitral valve vegetation

E. Bergonzoni, G. Cibirin, M. De Gaspari, A. D'Onofrio, S. Rizzo, C. Basso, G. Gerosa (IT)

17:30 A 22-year-old caucasian woman with cardiogenic shock

C. Stilling, T.S. Clemmensen, H. Eiskjær (DK)

17:40 Closing of the session

19:30 Congress Gala Event

Caffè Pedrocchi, Sala Rossini

SATURDAY, 23 SEPTEMBER

“Morgagni” Hall, Institute of Pathology

SATURDAY, 23 SEPTEMBER

09:00 SYMPOSIUM

Cardiovascular pathology in anatomic collections and museums

Chairs: Giulia d'Amati (IT), Rosa H. de Gouveia (PT), Alberto Zanatta (IT)

09:00 Pathology collections in Europe Giovanni Magno (IT)

09:15 Cardiac pathology collections:
from Maude Abbott to the
era of heart transplantation Gaetano Thiene (IT)

09:30 The Mayo Clinic collection:
from Jesse Edwards to 3D scanning Joseph Maleszewski (US)

09:45 The Sapienza University experience Cira di Gioia (IT)

10:00 Discussion

10:30 Coffee break

Visit to Morgagni Museum of Pathological Anatomy

11:00 Business meeting

KEYNOTE LECTURE

11:30 Transcatheter treatment of atrioventricular valve incompetence:
current status and future perspectives

Francesco Maisano (IT)

Introduced by Giuseppe Tarantini (IT)

12:15 Prize award

12:30 Closing session

POSTERS

- 1 Intra-cavitary cardiac metastases – An autopsy study
P. Shah, P. Vaideeswar (IN)
- 2 Ventricular mural thrombi: are they under-diagnosed?
P. Vaideeswar, M. Shrikant (IN)
Optimization and safety of F127@PLA nanoparticles: new therapeutic vector in cardiovascular diseases
- 3 C. Castellani, L. Morillas Becerril, L. Roberto, C. Radu, I. Barison, M. Fedrigo, A. Giarraputo, G.M. Virzi (IT)
Defining the kinetics of mitral valve dystrophy development in a unique FLNA-P637Q KI rat model
- 4 B. Le Vely, E. Charon, P. Aumond, M. Elhannani, T. Le Tourneau, J. Mérot, R. Capoulade, C. Toquet (FR)
- 5 Heartmuseum.kr: a Korean collection of heart specimens and other
J-W. Seo, J.S. Kim, J.W. Koh, C.H. Lee (KR)
- 6 Sudden cardiac death in a child with Hodgkin lymphoma
C. Salzillo, A. Marzullo (IT)
A case of fibromuscular dysplasia of coronary arteries and congenital heart disease in a newborn
- 7 Y. Kuzyk, O. Boiko (UA)
Anatomical cardiac changes in anorexia: could microcardia underlie sudden cardiac death?
- 8 J. Westaby, M. Sheppard (UK)
Role of immunostaining methods in the diagnosis of mitochondrial cardiomyopathy
- 9 A. Takeda, H. Yamazawa, D. Sasaki, A. Chida-Nagai, A. Takahata (JP)

- 10** What could hide an apparent myocardial infarction?
E. Descloux, K. Michaud (CH)
Iatrogenic mycotic aortic aneurysms: a study of 2 cases following BCG treatment in Northern Ireland
- 11** R. Hassard, R. Huddleston, J. Lyske, D. Harkin, A. Ahmed, M. Hunter, B. Herron (IE)
Sudden cardiac death and diffuse coronary artery ectasia: report of a forensic case
- 12** F. Evain, T. Fracasso, S. Sabatasso (CH)
The interest of immunohistochemistry for the detection of somatostatin-2 receptors in myocarditis
- 13** M. Zimmerli, J. Prior, S. Rotman (CH)
Proteomic approach to sudden cardiac death with acquired cardiac hypertrophy
- 14** Y. Kakimoto, A. Ueda, M. Ito, M. Tanaka, S. Isozaki, M. Osawa (JP)
A patient with lupus and pulmonary hypertension: which one is the cause of the myofibrillar lesion?
- 15** P. Gil Bernabe, G. Silvestre Egea, S. Martín Poza, J. Ruiz Becerra, J. Martín López, L. Martín Fragueiro, B. Peiró, F. Domínguez, M. Alonso, C. Salas Antón (ES)
Systemic primary carnitine deficiency, a rare cause of sudden cardiac death
- 16** A. Monzó, B. Guerrero, N. Vila, P. Correcher, A. Braza-Boils, P. Molina, E. Zorio (ES)
Characterization of COVID-19-associated myocardial injury in different stages of the disease
- 17** P.H. Holm, K.B. Olsen, T.H.L. Jensen, C.B. Andersen, U.V. Schneider, J. Banner (DK)

- 18** Purkinje fibers in catecholaminergic polymorphic ventricular tachycardia
C. Fernández-Sellers, A. Ruiz-Sauri, C. Moro, C. Presentación, J. Sancho, J. Sanz, R. Sánchez, P. Molina, E. Zorio (ES)
- 19** Sudden cardiac death caused by spontaneous coronary artery dissection
C. Fernández-Sellers, A. Monzó, A. Colorado, C. Soto, Y. Abellán, S. Cantizano, P. Molina, E. Zorio (ES)
- 20** Aortic elastic fiber degeneration during acute type A aortic dissection suggests ongoing frailty
T. Chen, I. Kholová, T. Paavonen, A. Mennander (FI)
- 21** RNA-seq reveals enrichment of genes involved in apoptosis and inflammation in decedents with ARVC
S.B. Jacobsen, P.H. Holm, M.E. Dupont, M-L. Kampmann, K.B. Olsen, J. Banner, N. Morling, J. Tfelt-Hansen, J.D. Andersen (DK)
- 22** Computational methods in heart transplantation: pipeline for transcriptomics data analysis
D. Perazzolo, I. Barison, M. Fedrigo, A. Giarraputo, N. Pradegan, C. Tessari, C. Basso, G. Gerosa, P. Fanton, E. Grisan, A. Angelini, C. Castellani (IT)
- 23** Primary cardiac angiosarcoma
E. Stefanovic, J. Sopta, A. Nikolic, M. Antonic (RS)
- 24** Various intensity of inflammation in the myocardium of COVID-19 vaccine-associated myocarditis
T. Omori, K. Maruyama, K. Hatakeyama, H. Ueda, S. Kato, M. Hiroe, K. Imanaka, K. Dohi (JP)
- 25** Unusual solid and cystic lesions of the interventricular septum: Report of three cases
S. Arava (IN)

- 26** Sudden death due to myocarditis associated to systemic lupus erythematosus in a young
J. Lucena, P. Molina, M.L. Peña, B. Morentin (ES)
Vasculature, innervation, and collagen of the cardiac conduction system:
- 27** a morphometrical study
I. Kholová, D. Depes, A. Mennander, T. Paavonen, M.N. Sheppard (FI)
Autonomic nerves, vein of Marshall, and cardiovascular mortality
- 28** I. Kholová, D. Depes, A. Mennander, P. Immonen, A. Mäkinen, T. Paavonen (FI)
Study of post-transcriptional processing during cardiomyocyte remodelling in ischemic heart failure
- 29** M. Kupryté, V. Lesauskaitė, D. Pangonytė (LT)
Periostin is upregulated and correlated with fibrosis in patients with hypertrophic cardiomyopathy
- 30** N.S. Ioakeimidis, A. Pitsis, T. Zegkos, D. Ntelios, T. Kelpis, T. Papamitsou, D. Parcharidou, T. Gossios, G. Efthimiadis, S. Meditskou (GR)
Right ventricle amyloid deposition and ventricular systolic dysfunction in cardiac amyloidosis
- 31** G. Sinigiani, M. De Gaspari, L. De Michieli, L. Portalone, S. Rizzo, M. Della Barbera, M. Perazzolo Marra, D. Mele, C. Basso, A. Cipriani (IT)
Hypertrophic cardiomyopathy in Indian sub-continent and the need of family screening with WES
- 32** A. Goswami, S. Das, N. Alam, A. Katiyar, V. Ojha, P. Sharma, S. Rathor, S. Yadav, S. Kumar, C. Behera, T. Velpandian, R. Ray, S. Seth, S. Arava (IN)
The Netherlands heart tissue bank - A biobank to strengthen the cardiovascular research infrastructure
- 33** M.T.H.M. Henkens, B. Kubat, M. de Goeij, H. Niessen, F.M. Meijers, I. Huitinga, J.W. Jukema, P.A.F.M. Doevendans (NL)

- 34** Heart examination in human decomposed bodies after exhumation: a case series
M. Benevento, L. Ambrosi, A. Marzullo, L. Morini, S. Nicoli, B. Solarino (IT)
- 35** Sudden cardiac death in the young in two Provinces of North and South of Spain
J. Lucena, B. Morentin (ES)
- 36** Morphological tendencies of non-neoplastic cardiac diseases in endomyocardial biopsies
M. Kupryté, I.N. Delon, L. Poškienė (LT)
- 37** Living cultures from postmortem subcutaneous adipose tissues, focus on mesenchymal progenitors
C. Fernández, L. Milián, M. Oliver, C. Giraldo, A. Braza-Boïls, E. Zorio, P. Molina, M. Mata (ES)
- 38** Historical documentation of cardiovascular pathology in the “Fondo Foà”
L. Ferrari (IT)
- 39** Identification of pathogenic markers of the diabetic heart - An autopsy-based study
O.E. Puntervold, K.B. Olsen, M.G.J. Skytte, K. Linnet, M. Mardal, M.S. Nielsen, S.B. Haugaard, J. Banner (DK)
- 40** Cardiac masses evaluation with cardiac magnetic resonance: histological and clinical correlation
A.G. Cecere, M. De Gaspari, M. De Lazzari, A. Cipriani, A. Cecchetto, C.M. Dellino, S. Rizzo, G. De Conti, R. Motta, C. Basso, S. Iliceto, M. Perazzolo Marra (IT)
- 41** Sudden unexpected cardiac death among the young (2 to 40 years) in Switzerland
C. Frigerio, K. Michaud (CH)

- 42** Myocardial interstitial capillary basement membrane multilayering and antibody-mediated rejection
H. Wang (CN)
- 43** Diagnostic role of donor-derived cfDNA and circulating miRNAs in coronary allograft vasculopathy
M. Bulfoni, A. Dralov, V. Ferrara, B. Marcon, F. D'Aurizio, C. Nalli, C. Di Nora, S. Sponga, A.P. Beltrami, U. Livi, F. Curcio (IT)
- 44** Acute coronary syndrome in cardiac amyloidosis: a case report
L. De Michieli, D. Tansella, M. De Gaspari, G. Sinigiani, M. Della Barbera, T. Berno, A. Cipriani (IT)
- 45** Tetralogy of Fallot: a morphometric analysis of the pulmonary valve and right ventricle
A. Guariento, C. Frescura, D. Blitzer, I.P. Doulamis, N. Oh, M. Fedrigo, P.J. del Nido, S.P. Sanders, A. Angelini, V.L. Vida (IT)
- 46** Electron microscopy for the diagnosis and typing of cardiac amyloidosis on endomyocardial biopsy
S. Rizzo, M. Della Barbera, M. De Gaspari, C. Castellani, C. Di Mira Jr, L. De Michieli, T. Berno, A. Cipriani, C. Basso (IT)
- 47** Coronary artery anomalies and juvenile sudden death
G. De Lisi, S. Zerbo, D. Albano, E. Orlando, B. Belmonte, A. Argo, E. Maresi (IT)
- 48** Adrenal medullary hyperplasia (AMH) trigger of stress-induced heart disease in the drug addicts
D. Albano, G. De Lisi, S. Zerbo, C. La Spina, V. Triolo, A. Argo, E. Maresi (IT)
- 49** Neonatal death due to Hammock mitral valve (HMVA)
A.G. Giannone, E. Orlando, G. De Lisi, B. Belmonte, A.M. Florena, E. Maresi (IT)

- 50** Silent and acute myocardial infarction in post-mortem imaging
M. Zarattin, V. Magnin , K. Michaud (CH)
Cardiac amyloidosis in elderly with positive scintigraphy and monoclonality: a diagnostic dilemma
- 51** C. Chimenti, C. Giordano, M. Alfarano, S. Berni, M. Tocci, C. Lavallo, C.D. Vizza, G. d'Amati (IT)
Sudden death in a 38 weeks pregnant woman: a case report from the forensic and legal point of view
- 52** E. Villanueva Linares, M. Ortega, H. Martinez, M. Rueda, E. Barberia (ES)
Embryology of the abnormally high origin of a coronary artery (high take-off) in a mouse model
- 53** M.T. Soto-Navarrete, B. Pozo-Vilumbrales, M.A. López-Unzu, J. Pavón-Morón, B. Fernández, A.C. Duran (ES)
Impact of psychiatric disorders on sudden cardiac death in young people
- 54** C. Saura-Capsir, B. Morentin, J. Lucena (ES)
Role of substances of abuse as risk factors of acute ischemic heart disease in a forensic study
- 55** B. Morentin, C. Saura-Capsir (ES)
Autopsy and death at the emergency room: is there still a role?
- 56** G.D.L. Crudele, M. De Gaspari, S. Rizzo, C. Basso (IT)
Viral genome detection in COVID-19 autopsies and correlation with myocardial histology
- 57** M. De Gaspari, C. Del Vecchio, S. Rizzo, C. Basso, E. Carturan (IT)
Unexpected histology finding in an explanted heart
- 58** M. Saghi, K. Dezso (HU)
Study of the conduction system in SADS, frequent abnormalities and mutations in structural genes
- 59** C. Fernández-Sellers, S. Huélamo, J. Sancho, P. Hevia, S. Domenech, P. Molina, E. Zorio (ES)

E-POSTERS

E-Posters can be searched for and viewed electronically at
<https://aecvp.org/aecvp-meeting-padua-2023/>

- 1** **Fibromuscular dysplasia of the aorta: analysis of a unique case report**
Y. Kuzyk (UA)
- 2** **Sudden death of young people: variants of morphological changes of coronary arteries**
Y. Kuzyk (UA)
- 3** **Primary cardiac fibroma of the right ventricle in a 1.3-year-old child: analysis of case**
Y. Kuzyk, I. Hoshovska (UA)
- 4** **MicroRNAs highlighting cardiac-regeneration after pulmonary artery banding in infants with LV-DCM**
M. Bueno Marinas, D. Crea, M. Cason, R. Celegghin, S. Pinci, A. Dedja, G. Di Salvo, C. Basso, M. Padalino, K. Pilichou (IT)
- 5** **Evaluation of copy number variations impact on long QT syndrome**
R. Celegghin, G. Meneguzzo, G. Brunetti, M. Cason, M. Bueno Marinas, S. Pinci, A. Zorzi, B. Bauce, C. Basso, P. Sarto, D. Corrado, K. Pilichou (IT)
- 6** **Arrhythmogenic cardiomyopathy in vitro modelling - A decade of progress and new perspectives**
S. Pinci, M. Bueno Marinas, M. Cason, R. Celegghin, C. Basso, K. Pilichou (IT)
- 7** **Impact of non-desmosomal rare genetic variants in arrhythmogenic cardiomyopathy**
M. Cason, M. Bueno Marinas, R. Celegghin, S. Pinci, R. Bariani, M. De Gaspari, S. Rizzo, G. Thiene, M. Perazzolo Marra, D. Corrado, C. Basso, B. Bauce, K. Pilichou (IT)

- 8** Biomechanical bases of predicting the occurrence of carotid atherosclerosis
Y. Kuzyk, D. Ivanov, A. Dol (UA)
- 9** Unknown ATTR amyloidosis observed at autopsy
T. Tsvetkov, M. Adam, E. Khun, H. Göbel (DE)
Sudden cardiac death and thymic hyperplasia in adults: myth or reality?
A case report
- 10** M. Benevento, S. Nicolì, D. Ferorelli, F. Carravetta, A. Marzullo, B. Solarino (IT)
Chronologically younger donor hearts do not improve clinical outcomes in marginal recipients for age
- 11** G. Cibir, A. Fabozzo, V. Lombardi, E. Bergonzoni, G. Lorenzoni, G. Toscano, A. Gambino, N. Pradegan, C. Tessari, A. D'Onofrio, V. Tarzia, G. Gerosa (IT)
Post-mortem diagnosis of acute myocardial infarction using APE1/Ref-1:
A preliminary study
- 12** J.-Y. Na (KR)
Sudden and unexpected death due to severe tubercular pancarditis in a 13-year-old adolescent
- 13** S. Pillay, C. Wilscott-Davids, Z. Smith, I. Loftus, J. Verster (ZA)
Fatal large vessel vasculitis presenting with hematemesis:
a pediatric case report?
- 14** S. Jacobs, P. Goussard, J. Janson, B. Fourie, J. Verster (ZA)

The 10th AECVP Biennial Meeting, Padua, Italy has been accredited by Agenas with Italian-only CME credits (ECM).

Information on Italian CME credits will be provided in Italian.

Per ottenere i crediti formativi è indispensabile:

- partecipare ai lavori dell'intera durata del Convegno;
- rispondere correttamente almeno al 75% dei quesiti;
- riconsegnare, al termine del Convegno, alla Segreteria, i questionari ECM, le schede di valutazione dell'evento, debitamente compilati e firmati.

Il Convegno è stato accreditato per le figure di:

- Medico Chirurgo: Cardiologia, Medicina dello Sport, Pediatria, Cardiochirurgia, Anatomia Patologica, Medicina Legale, Medicina Generale (Medici di Famiglia), Pediatria (Pediatri di libera scelta)
- Biologo
- Farmacista: Farmacista pubblico del SSN, Farmacista territoriale, Farmacista di altro settore

Crediti ECM N. 11

Organizing Agency and Italian CME (ECM) Provider

CONGRESS LINE

Via Valsugana, 34

Roma, Italy

Tel. +39 0639742176 +390644241343

info@congressline.net

congressline@congressline.net

Provider Standard ECM N. 2477

CONGRESS LINE
ESPERIENZA E PROFESSIONALITÀ

MEETING INFORMATION

Meeting Venue

Thursday, 21 September and Friday, 22 September

Great Hall “Galileo Galilei”, Palazzo Bo

Via 8 Febbraio, 2

Padova, Italy

Saturday, 23 September

“Morgagni” Hall, Institute of Pathology

Via A. Gabelli, 61

Padova, Italy

WiFi

WiFi is available at the Meeting venues. At Palazzo Bo and at the Institute of Pathology, please select the WiFi network Eduroam and login with your personal authentication. Alternatively, at Palazzo Bo you can select the WiFi network UNIPD_GUEST and follow the online procedure.

Poster and E-Poster Exhibition

Poster sessions will be held Thursday, 21 September, 15:30 – 16:00 and Friday, 22 September, 10:00 – 10:30 in Basilica Hall of “Il Bo” in Padua.

Posters will remain on display from Thursday at 13:00 to Friday at 18:30.

Poster authors are required to be available for questions and further information at their poster board during the respective session.

Posters and E-Posters will be available online at the meeting website (<https://aecvp.org/aecvp-meeting-padua-2023/>). Login details to access the online material will be provided on-site.

ACKNOWLEDGEMENTS

Official endorsements



UNIVERSITÀ
DEGLI STUDI
DI PADOVA



PhD course



Translational
Specialistic
Medicine
G.B. Morgagni



Società Italiana di Cardiologia



LA SOCIETÀ DELLE TRE ANIME



SIAPEC - IAP



European
Society of
Pathology



Supporting association



A.R.C.A.

ASSOCIAZIONE RICERCHE
CARDIOPATIE ARITMICHE

Supporting sponsors



Padova Map



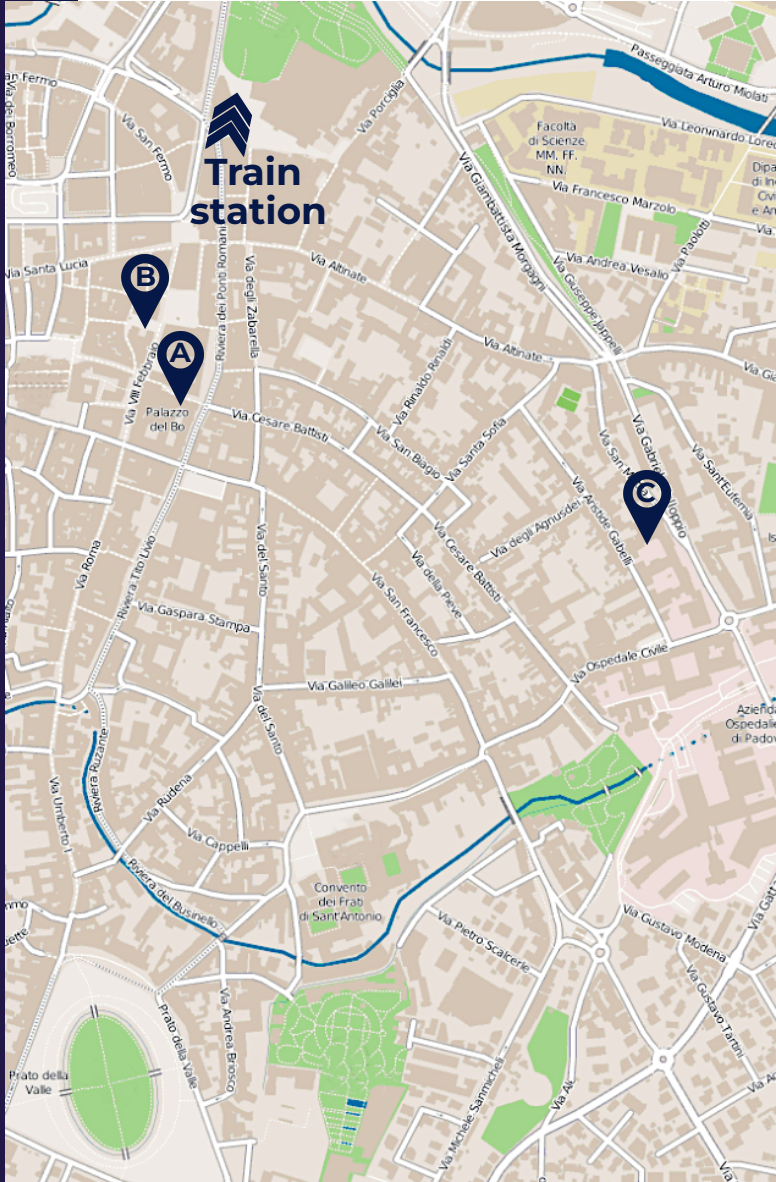
Palazzo Bo
Via 8 Febbraio,
2, Padova



**Caffè
Pedrocchi**
Via 8 Febbraio,
15, Padova




**Institute of
Pathology**
Via A. Gabelli,
61, Padova





For the meeting website
(including program, abstract book,
posters, and e-posters)

SCAN HERE



See you at the
11th AECVP
Biennial Meeting
2025